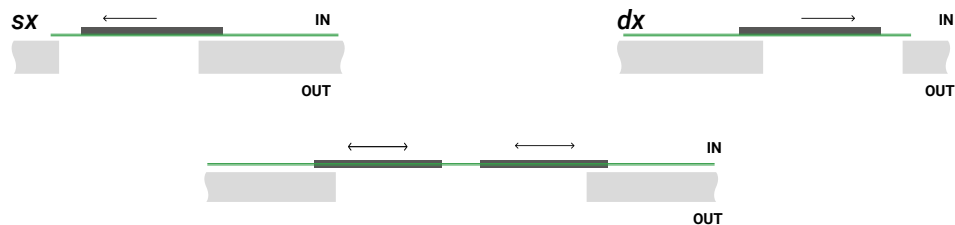


MODEL: _____ **FINISH:** _____ **GLASS:** _____

Please specify the glass finish, checking the box **IN** or **OUT**.

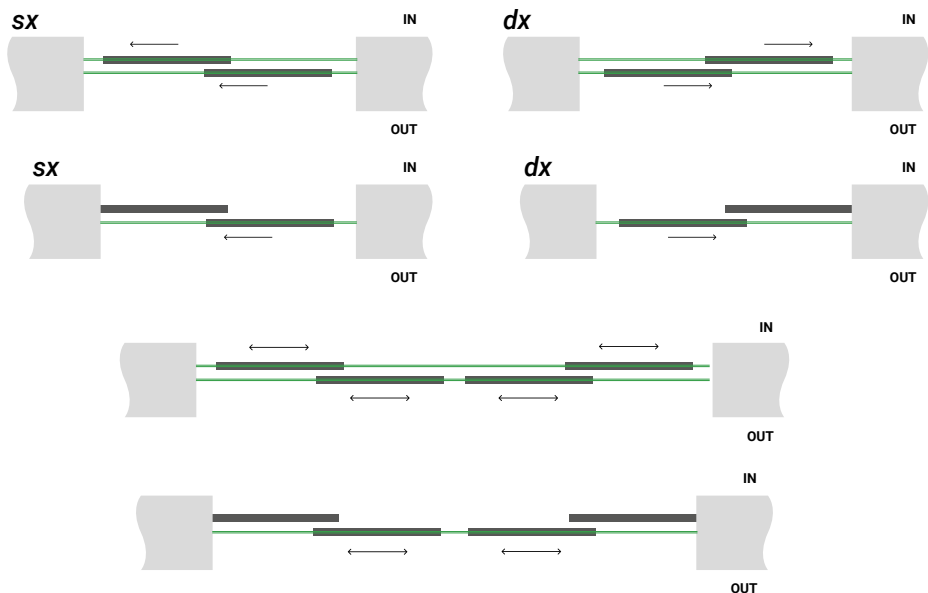
VOLTA / PARI | 1 way



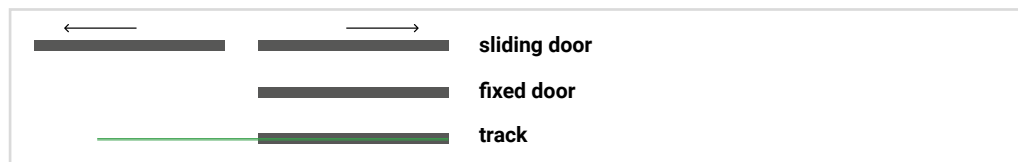
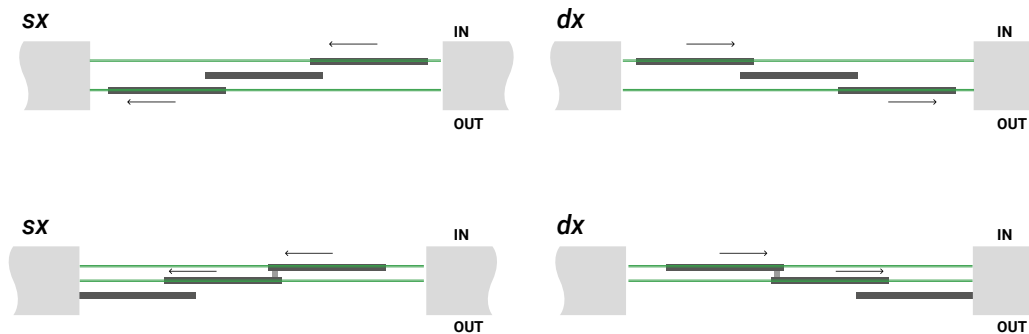
VOLTA / PARI | 2 ways



VOLTA | 2 ways














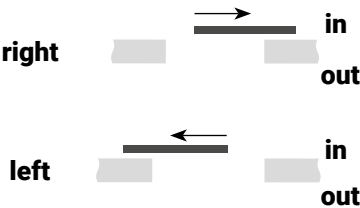
VOLTA | 3 ways



Signature _____

		IN	OUT
TR EXTRA L1	MATER finish	<input type="checkbox"/>	<input type="checkbox"/>
	shiny finish	<input type="checkbox"/>	<input type="checkbox"/>
VT STOPSOL	transparent finish	<input type="checkbox"/>	<input type="checkbox"/>
	reflecting finish	<input type="checkbox"/>	<input type="checkbox"/>
VSD	glazed decor finish	<input type="checkbox"/>	<input type="checkbox"/>
	shiny decor finish	<input type="checkbox"/>	<input type="checkbox"/>
VANITA'	mirror side	<input type="checkbox"/>	<input type="checkbox"/>
VSL	lacquer finish	<input type="checkbox"/>	<input type="checkbox"/>
TR MARMO	digital printing decor finish	<input type="checkbox"/>	<input type="checkbox"/>

type	internal sliding doors	
SCI	retractable sliding door on traditional sliding door box	
SCI 2	double retractable sliding door on traditional sliding door box	
RAS	retractable sliding door on flush sliding door box	 △ leaf thickness: 41 mm
RAS 2	double retractable sliding door on flush sliding door box	 △ leaf thickness: 41 mm
SCD	decentralized retractable sliding door on traditional sliding door box	 x y
SCD 2	decentralized double retractable sliding door on traditional sliding door box	 x y
TEL	telescopic retractable sliding door on traditional sliding door box	

type	external sliding doors	
SCE	with pelmet	
SCE 1	with pelmet and frame	
SCE 2	with pelmet and columns	
SCE 2	with pelmet, frame and columns	
FILA	invisible rail	 right in out left in out
VOLTA	from the ceiling	<i>Please, attach drawing</i>

INTERNAL SLIDING DOORS FORM

order

estimate

Please, complete each section of this form.

company _____

customer ref. _____

order n. _____

required delivery date _____

phone _____

shipping address _____

packaging pallet crate

	q. ty	type	model	glass	nominal size (cm)	brick opening (cm)	wall thickness (cm)	sliding box thickness (cm)	opening direction (dx - sx)	sliding box model	decentralized sliding		handle		note
											x (cm)	y (cm)	model	finish	
1															
2															
3															
4															
5															
6															
7															

N.B. For skirting boards please complete the dedicated form.

NOTE: _____



In the order confirmation the opening directions are always state to PUSH

By submitting this form, you accept the General Terms and Conditions.

Signature _____

company _____

customer ref. _____

order n. _____

required delivery date _____

phone _____

shipping address _____

packaging pallet crate

q. ty	type	model	glass	nominal size (cm)	brick opening (cm)	wall thickness	opening direction (dx - sx)	handle		note
								model	finish	
1										
2										
3										
4										
5										
6										
7										

N.B. For skirting boards please complete the dedicated form.

NOTE: _____



In the order confirmation the opening directions are always state to PUSH

By submitting this form, you accept the General Terms and Conditions.

Signature _____